



A proud partner of the [AmericanJobCenter](#)® network

PRESS RELEASE

FOR IMMEDIATE RELEASE

DATE: JANUARY 24, 2020

MEDIA CONTACT: BRIAN HERNANDEZ

PHONE: 512-244-7966 EXT. 5020

Rural Capital Area Caps Off Year with 14,839 Jobs Added, December Unemployment Rate at 2.6%

CEDAR PARK, Texas – The economy of the [Workforce Solutions Rural Capital Area](#) (WSRCA) capped off another great year of positive employment growth in 2019, with 534 jobs added for the month of December, and 14,839 jobs created throughout the nine-county region since December 2018—an annual growth rate of 2.84 percent. The unadjusted unemployment rate for the WSRCA workforce development area dropped to 2.6 percent in December, down from 2.7 percent in November, according to figures released today by the [Texas Workforce Commission](#) (TWC). The 2.6 percent unemployment rate represented 14,248 residents seeking employment in December. The region's unemployment rate remained below both the Texas (3.3 percent)* and national (3.4 percent)* rates.

Within the WSRCA counties, Blanco recorded the lowest unemployment rate at 2.2 percent in December. Fayette County's unemployment rate was at 2.3 percent. Burnet, Hays and Lee counties were at 2.5 percent, while Williamson County came in at 2.6 percent. Bastrop County was at 2.8 percent, Caldwell County was at 2.9 percent and Llano County was at 3.3 percent.

Key Points by Industry for the Rural Capital Area, according to the most recent labor market data:

- The Information Services Industry has experienced the greatest quarterly employment growth with an increase of 7 percent.
- Job gains were also experienced in the Construction Industry (5.1 percent), and the Leisure and Hospitality Industry (4.7 percent), as well as the Natural Resources and Mining Industry (4.5 percent).
- The Information Services Industry in the Rural Capital Area also experienced the greatest positive annual job growth with an increase of 15 percent.
- Significant positive annual job growth was also experienced in the Natural Resources and Mining Industry (10.6 percent), the Professional and Business Services Industry (9.6 percent), and the Construction Industry (8 percent).

Employment estimates released by TWC are produced in cooperation with the U.S. Department of Labor's Bureau of Labor Statistics. All estimates are subject to revision. To access this and more employment data, visit [texaslmi.com](https://www.texaslmi.com).

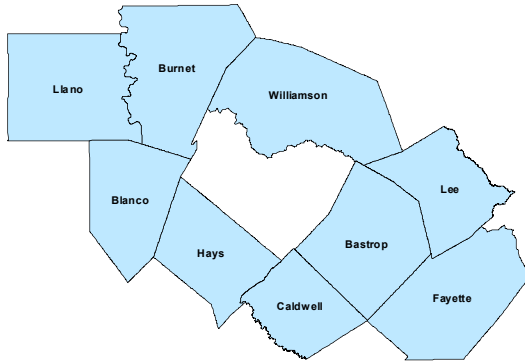
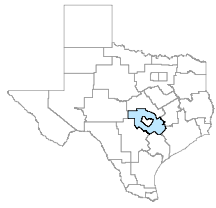
Workforce Solutions Rural Capital Area is a nonprofit community partnership providing no cost recruitment, employment services and childcare assistance, to businesses, employers and job seekers in the Rural Capital Area of central Texas. This nine-county region includes Bastrop; Blanco; Burnet; Caldwell; Fayette; Hays; Lee; Llano; and Williamson counties. For more details on WSRCA, and the services it offers, visit www.workforcesolutionsrca.com.

**All unemployment rates listed are not seasonally adjusted.*

The Texas Workforce Commission in partnership with 28 local workforce development boards forms Texas Workforce Solutions
Workforce Solutions Rural Capital Area is an Equal Opportunity Employer/Program
Auxiliary Aids and Services are available upon request to individuals with disabilities
Relay TX: 711 or 1-800-735-2988 (Voice) or 1-800-735-2989 (TDD)

Rural Capital Workforce Development Area

December 2019



WDA Labor Force Statistics

	Dec-19	Nov-19	Dec-18	Yearly Change
Civilian Labor Force	551,673	551,802	538,263	13,410
Employed	537,425	536,891	522,586	14,839
Unemployed	14,248	14,911	15,677	-1,429
Unemployment Rate	2.6%	2.7%	2.9%	-0.3%

Texas Labor Force Statistics

	Dec-19	Nov-19	Dec-18	Yearly Change
Civilian Labor Force	14,228,471	14,264,714	13,975,415	253,056
Employed	13,758,042	13,787,798	13,473,628	284,414
Unemployed	470,429	476,916	501,787	-31,358
Unemployment Rate	3.3%	3.3%	3.6%	-0.3%

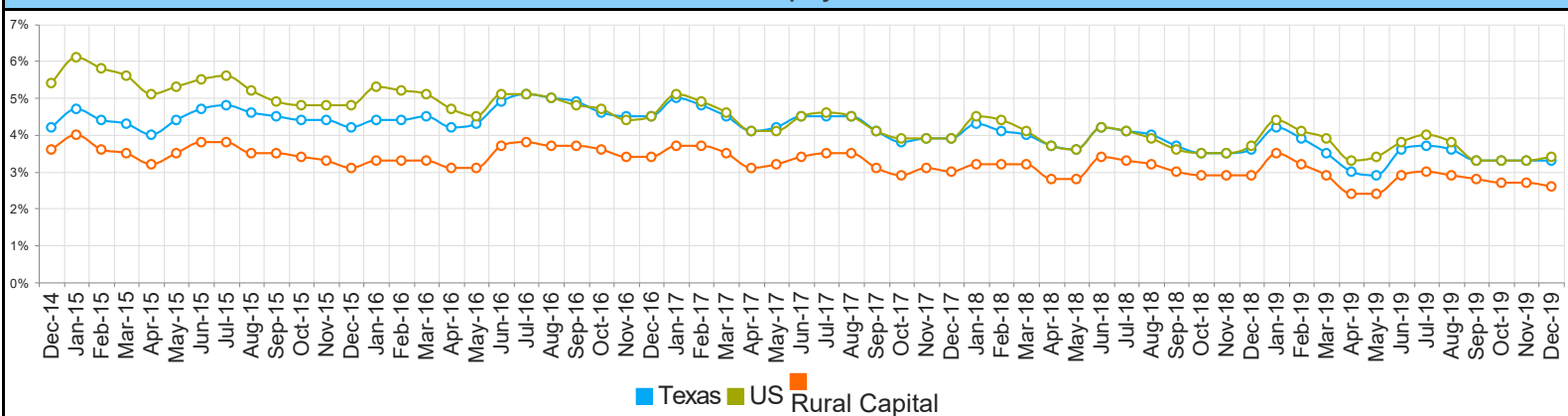
US Labor Force Statistics

	Dec-19	Nov-19	Dec-18	Yearly Change
Civilian Labor Force	164,007,000	164,386,000	162,510,000	1,497,000
Employed	158,504,000	158,945,000	156,481,000	2,023,000
Unemployed	5,503,000	5,441,000	6,029,000	-526,000
Unemployment Rate	3.4%	3.3%	3.7%	-0.3%

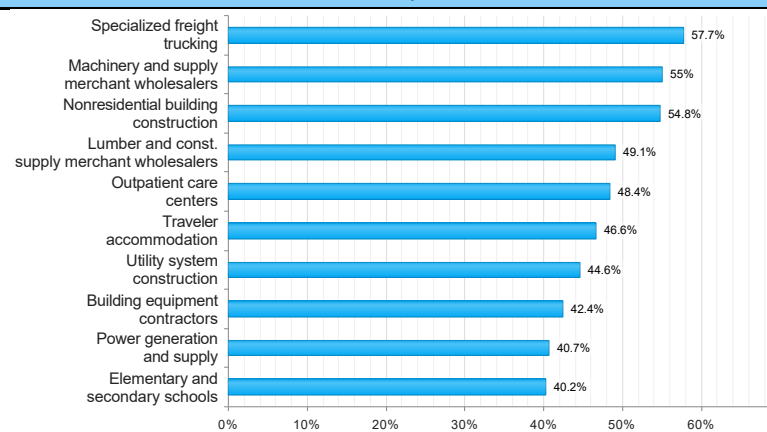
Continued Claims for the Week of the 12th

	Dec-19	Nov-19	Dec-18	Yearly Change
WDA	2,500	2,488	2,397	103
Texas	101,789	93,700	89,560	12,229

Historical Unemployment Rates



Projected Top Ten Fastest Growing Industries in WDA (% Growth 2016-2026)



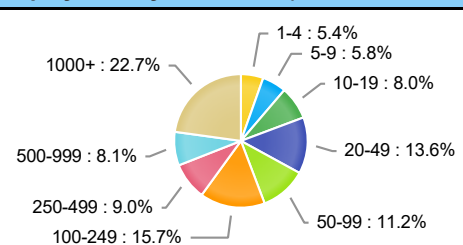
Average Weekly Wage (2nd Quarter 2019)

	Q2 2019	Q1 2019	Q2 2018	Quarterly Change	Yearly Change
WDA	\$952	\$1,048	\$908	-\$96	\$44
Texas	\$1,102	\$1,204	\$1,062	-\$102	\$40
US	\$1,095	\$1,184	\$1,055	-\$89	\$40

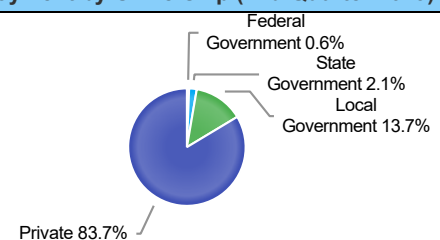
Employment by Industry (2nd Quarter 2019, Percent Change)

Industry	Employment	% of Total	% Quarterly Change	% Yearly Change
Natural Resources and Mining	4,616	1.4%	4.5%	10.6%
Construction	28,777	8.9%	5.1%	8.0%
Manufacturing	23,664	7.3%	0.5%	6.5%
Trade, Transportation and Utilities	74,656	23.2%	-0.1%	1.5%
Information	4,305	1.3%	7.0%	15.0%
Financial Activities	14,116	4.4%	2.8%	4.3%
Professional and Business Services	31,678	9.8%	1.6%	9.6%
Education and Health Services	75,070	23.3%	0.0%	2.5%
Leisure and Hospitality	44,266	13.7%	4.7%	2.6%
Other Services	10,530	3.3%	2.2%	6.2%
Public Administration	10,691	3.3%	2.5%	3.2%

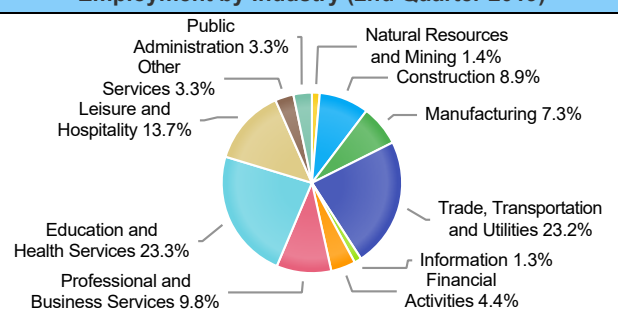
Employment by Size Class (2nd Quarter 2019)



Employment by Ownership (2nd Quarter 2019)



Employment by Industry (2nd Quarter 2019)



RURAL CAPITAL																					
December-19					November-19					December-18				Change from Last Month (Dec. 19 vs. Nov. 19)				Change from Last Year (Dec. 19 vs. Dec. 18)			
Area	Area Type	Labor Force	Employment	Unemployment	Rate	Labor Force	Employment	Unemployment	Rate	Labor Force	Employment	Unemployment	Rate	Labor Force	Employment	Unemployment	Rate	Labor Force	Employment	Unemployment	Rate
Texas	State	14,228,471	13,758,042	470,429	3.3	14,264,714	13,787,798	476,916	3.3	13,975,415	13,473,628	501,787	3.6	-36243	-29756	-6487	0	253,056	284,414	-31,358	0.3
Austin-Round Rock	MSA	1,235,899	1,205,871	30,028	2.4	1,235,828	1,204,465	31,363	2.5	1,205,457	1,172,355	33,102	2.7	71	1406	-1335	-0.1	30,442	33,516	-3,074	0.3
Rural Capital	WDA	551,673	537,425	14,248	2.6	551,802	536,891	14,911	2.7	538,263	522,586	15,677	2.9	-129	534	-663	-0.1	13,410	14,839	-1,429	0.3
Bastrop	County	42,761	41,569	1,192	2.8	42,695	41,489	1,206	2.8	41,673	40,357	1,316	3.2	66	80	-14	0	1088	1212	-124	0.4
Blanco	County	6,434	6,294	140	2.2	6,413	6,270	143	2.2	6,246	6,086	160	2.6	21	24	-3	0	188	208	-20	0.4
Burnet	County	23,433	22,849	584	2.5	23,518	22,888	630	2.7	23,207	22,576	631	2.7	-85	-39	-46	-0.2	226	273	-47	0.2
Caldwell	County	19,649	19,082	567	2.9	19,666	19,049	617	3.1	19,189	18,528	661	3.4	-17	33	-50	-0.2	460	554	-94	0.5
Fayette	County	12,343	12,053	290	2.3	12,290	11,987	303	2.5	12,412	12,092	320	2.6	53	66	-13	-0.2	-69	-39	-30	0.3
Hays	County	118,190	115,192	2,998	2.5	118,170	115,054	3,116	2.6	115,217	111,943	3,274	2.8	20	138	-118	-0.1	2,973	3,249	-276	0.3
Lee	County	10,112	9,855	257	2.5	10,095	9,827	268	2.7	9,379	9,109	270	2.9	17	28	-11	-0.2	733	746	-13	0.4
Llano	County	8,420	8,144	276	3.3	8,468	8,196	272	3.2	8,510	8,201	309	3.6	-48	-52	4	0.1	-90	-57	-33	0.3
Williamson	County	310,331	302,387	7,944	2.6	310,487	302,131	8,356	2.7	302,430	293,694	8,736	2.9	-156	256	-412	-0.1	7,901	8,693	-792	0.3
Cedar Park	City	43,159	42,051	1,108	2.6	43,135	42,013	1,122	2.6	42,021	40,847	1,174	2.8	24	38	-14	0	1138	1204	-66	0.2
Georgetown	City	30,834	29,907	927	3.0	30,879	29,882	997	3.2	30,082	29,047	1,035	3.4	-45	25	-70	-0.2	752	860	-108	0.4
Hutto	City	14,655	14,288	367	2.5	14,663	14,276	387	2.6	14,280	13,878	402	2.8	-8	12	-20	-0.1	375	410	-35	0.3
Kyle	City	24,241	23,574	667	2.8	24,204	23,546	658	2.7	23,594	22,909	685	2.9	37	28	9	0.1	647	665	-18	0.1
Leander	City	27,079	26,349	730	2.7	27,080	26,327	753	2.8	26,343	25,593	750	2.8	-1	22	-23	-0.1	736	756	-20	0.1
Round Rock	City	70,776	69,105	1,671	2.4	70,849	69,047	1,802	2.5	69,012	67,120	1,892	2.7	-73	58	-131	-0.1	1,764	1,985	-221	0.3
San Marcos	City	34,161	33,237	924	2.7	34,186	33,198	988	2.9	33,338	32,300	1,038	3.1	-25	39	-64	-0.2	823	937	-114	0.4