



A proud partner of the [AmericanJobCenter](#) network

## NEWS RELEASE

**FOR IMMEDIATE RELEASE**

**DATE:** May 22, 2020

**MEDIA CONTACT:** BRIAN HERNANDEZ

**PHONE:** 512-244-7966 EXT. 5020

### **COVID-19 Concerns Drive up Rural Capital Area Unemployment Rate to 11.5% in April**

CEDAR PARK, Texas – The unadjusted unemployment rate in the Rural Capital Area of central Texas rose to 11.5 percent in April 2020 amid [novel coronavirus \(COVID-19\)](#) concerns, up from 4.0 percent in March, according to figures released today by the [Texas Workforce Commission](#) (TWC). The 11.5 percent unemployment rate in the nine-county [Workforce Solutions Rural Capital Area](#) (WSRCA), represented 58,157 residents seeking employment. The region's unemployment rate remained below both the Texas (13.0 percent)\* and national (14.4 percent)\* rates.

Within the WSRCA counties, Blanco recorded the lowest unemployment rate at 6.8 percent in April. Fayette County was at 7.1 percent. Lee County was at 7.2 percent. Burnet County was at 8.9 percent, while Llano County was at 9.4 percent. Bastrop County was at 10.7 percent. Williamson County was at 11.8 percent, and Hays County was at 12.8 percent.

As Governor Greg Abbott has declared a [state of disaster in Texas](#) due to COVID-19, and our communities continue to feel the increased impact of its global effects, the WSRCA team has mobilized to ensure the health and safety of customers and staff, while ensuring that our business services, early childhood development programs and workforce services, continue throughout our Rural Capital Area communities.

“We know this is a difficult time for our Rural Capital Area families and businesses, but we’re committed to empowering our world-class workforce as our Texas economy reopens,” said WSRCA CEO Paul Fletcher. “Our talented workforce and child care services teams have moved online to ensure immediate accessibility for our communities, and we are ready and eager to help people transition back to employment. We are reaching out to people and welcome their reaching out to us, to ensure they get the assistance they need to make that transition and find sustainable workforce solutions.”

The WSRCA team is driven to ensure that the health and safety of our customers and staff are taken into consideration in these difficult times. Although our career centers are temporarily closed to the public, our teams will continue to ensure that our customers find workforce solutions through our available services online and by phone. Please visit our website at [www.workforcesolutionsrca.com](http://www.workforcesolutionsrca.com), login in to [www.workintexas.com](http://www.workintexas.com), or call us toll free, at 1-844-344-2780.

As local employers within our nine-county region contact us with job openings they need to fill immediately, we are posting them to the [Jobs Now!](#) section of our website by county, to connect job seekers to these opportunities.

For our business community, we have set up the email address, [rapidresponse@ruralcapital.net](mailto:rapidresponse@ruralcapital.net), to connect employers with a Rapid Response specialist, for assistance with customized proactive outplacement services

--more--

or layoff aversion strategies at no cost. Our [Rapid Response](#) services are tailored to each company, based on the needs of the affected employees.

WSRCA has joined with our partners at [Texas Operation Welcome Home](#), the [Texas Veterans Commission](#) and the [American Legion - Department of Texas](#), to host a [Memorial Day Veterans Virtual Career Expo](#) on Wednesday, May 27, 2020, from 9 a.m. to 4 p.m. Veterans, transitioning military, and spouses, register today to virtually connect with military-friendly recruiters from multiple local companies, eager to hire our nation's heroes. Learn about their exciting career opportunities in the Rural Capital Area and take part in free virtual career-enhancement workshops right from your own computer, or mobile device. All job seekers welcome. Pre-register to attend: [bit.ly/wsrecavirtualcareerexpo](http://bit.ly/wsrecavirtualcareerexpo). Employers, free recruiting booths are available: <https://ruralcapitalarea.getyourbooth.com/>.

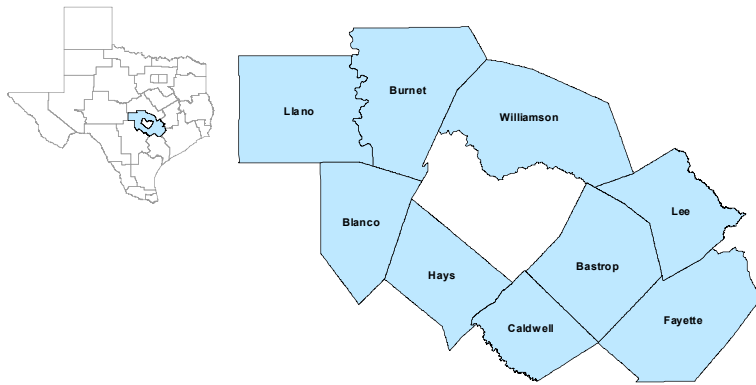
Employment estimates released by TWC are produced in cooperation with the U.S. Department of Labor's Bureau of Labor Statistics. All estimates are subject to revision. To access this and more employment data, visit [texaslmi.com](http://texaslmi.com).

*Workforce Solutions Rural Capital Area is a nonprofit community partnership providing no cost recruitment, employment services and childcare assistance, to businesses, employers, and job seekers in the Rural Capital Area of central Texas. This nine-county region includes Bastrop; Blanco; Burnet; Caldwell; Fayette; Hays; Lee; Llano; and Williamson counties. For more details on WSRCA, and the services it offers, visit [www.workforcesolutionsrca.com](http://www.workforcesolutionsrca.com).*

*\*All unemployment rates listed are not seasonally adjusted.*

## Rural Capital Workforce Development Area

April 2020



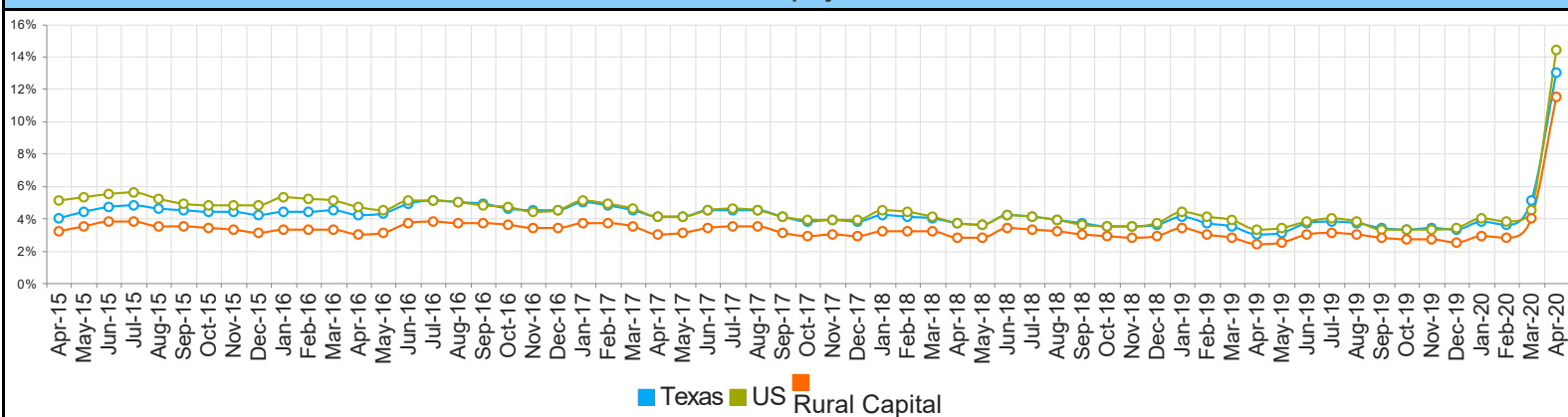
WDA Labor Force Statistics				
	Apr-20	Mar-20	Apr-19	Yearly Change
Civilian Labor Force	505,609	556,803	553,288	-47,679
Employed	447,452	534,397	540,055	-92,603
Unemployed	58,157	22,406	13,233	44,924
Unemployment Rate	11.5%	4.0%	2.4%	9.1%

Texas Labor Force Statistics				
	Apr-20	Mar-20	Apr-19	Yearly Change
Civilian Labor Force	12,931,307	14,031,076	13,922,611	-991,304
Employed	11,244,059	13,312,340	13,504,971	-2,260,912
Unemployed	1,687,248	718,736	417,640	1,269,608
Unemployment Rate	13.0%	5.1%	3.0%	10.0%

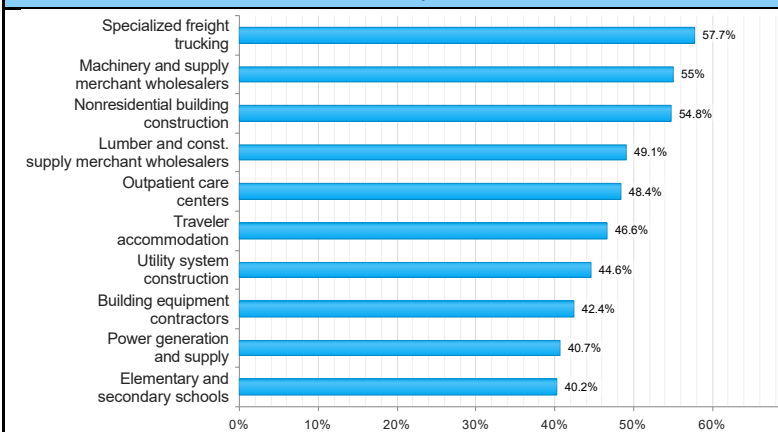
US Labor Force Statistics				
	Apr-20	Mar-20	Apr-19	Yearly Change
Civilian Labor Force	155,830,000	162,537,000	162,097,000	-6,267,000
Employed	133,326,000	155,167,000	156,710,000	-23,384,000
Unemployed	22,504,000	7,370,000	5,387,000	17,117,000
Unemployment Rate	14.4%	4.5%	3.3%	11.1%

Continued Claims for the Week of the 12th				
	Apr-20	Mar-20	Apr-19	Yearly Change
WDA	29,553	2,718	2,488	27,065
Texas	847,352	110,951	90,088	757,264

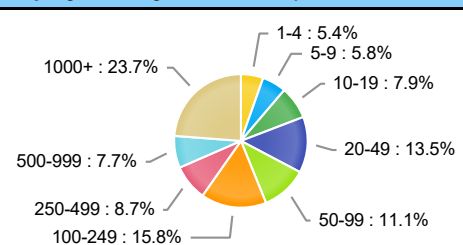
## Historical Unemployment Rates



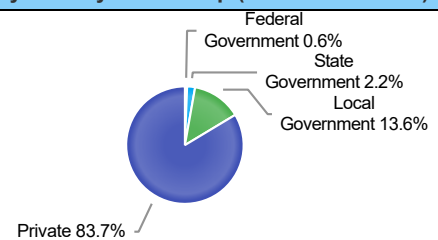
## Projected Top Ten Fastest Growing Industries in WDA (% Growth 2016-2026)



## Employment by Size Class (4th Quarter 2019)



## Employment by Ownership (4th Quarter 2019)



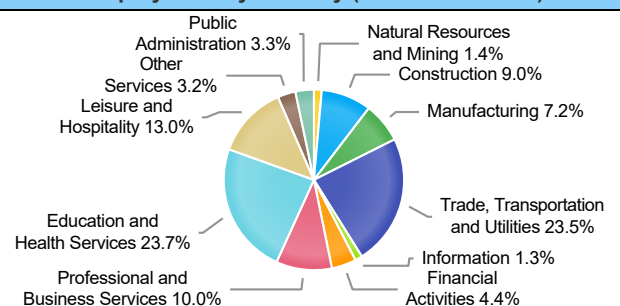
## Average Weekly Wage (4th Quarter 2019)

	Q4 2019	Q3 2019	Q4 2018	Quarterly Change	Yearly Change
WDA	\$1,108	\$1,003	\$969	\$105	\$139
Texas	\$1,187	\$1,108	\$1,148	\$79	\$39
US	\$1,185	\$1,093	\$1,145	\$92	\$40

## Employment by Industry (4th Quarter 2019, Percent Change)

Industry	Employment	% of Total	% Quarterly Change	% Yearly Change
Natural Resources and Mining	4,605	1.4%	1.1%	5.3%
Construction	29,552	9.0%	0.7%	9.2%
Manufacturing	23,763	7.2%	-0.3%	3.6%
Trade, Transportation and Utilities	77,431	23.5%	3.1%	1.4%
Information	4,259	1.3%	1.2%	16.9%
Financial Activities	14,482	4.4%	0.3%	5.4%
Professional and Business Services	32,990	10.0%	1.9%	9.2%
Education and Health Services	77,957	23.7%	8.0%	4.0%
Leisure and Hospitality	42,966	13.0%	-3.5%	1.3%
Other Services	10,702	3.2%	-0.7%	7.2%
Public Administration	10,869	3.3%	-0.7%	4.9%

## Employment by Industry (4th Quarter 2019)



## RURAL CAPITAL

RURAL CAPITAL														Change from Last Month (April-20 vs. March-20)				Change from Last Year (April-20 vs. April-19)			
April-20					March-20					April-19											
Area	Area Type	Labor Force	Employment	Unemployment	Rate	Labor Force	Employment	Unemployment	Rate	Labor Force	Employment	Unemployment	Rate	Labor Force	Employment	Unemployment	Rate	Labor Force	Employment	Unemployment	Rate
Texas	State	12,931,307	11,244,059	1,687,248	13.0	14,031,076	13,312,340	718,736	5.1	13,922,611	13,504,971	417,640	3.0	-1099769	-2068281	968512	7.90	-991304	-2260912	1269608	(10.00)
Austin-Round Rock	MSA	1,132,878	994,789	138,089	12.2	1,235,984	1,188,613	47,371	3.8	1,227,316	1,199,331	27,985	2.3	-103106	-193824	90718	8.40	-94438	-204542	110104	(9.90)
Rural Capital	WDA	505,609	447,452	58,157	11.5	556,803	534,397	22,406	4.0	553,288	540,055	13,233	2.4	-51194	-86945	35751	7.50	-47679	-92603	44924	(9.10)
Bastrop	County	38,520	34,396	4,124	10.7	42,881	41,081	1,800	4.2	42,476	41,437	1,039	2.4	-4361	-6685	2324	6.50	-3956	-7041	3085	(8.30)
Blanco	County	5,657	5,270	387	6.8	6,508	6,289	219	3.4	6,438	6,305	133	2.1	-851	-1019	168	3.40	-781	-1035	254	(4.70)
Burnet	County	20,624	18,788	1,836	8.9	23,521	22,600	921	3.9	23,410	22,877	533	2.3	-2897	-3812	915	5.00	-2786	-4089	1303	(6.60)
Caldwell	County	17,549	15,715	1,834	10.5	19,677	18,769	908	4.6	19,489	18,932	557	2.9	-2128	-3054	926	5.90	-1940	-3217	1277	(7.60)
Fayette	County	10,318	9,587	731	7.1	11,989	11,514	475	4.0	12,426	12,144	282	2.3	-1671	-1927	256	3.10	-2108	-2557	449	(4.80)
Hays	County	110,437	96,335	14,102	12.8	119,743	115,065	4,678	3.9	118,789	116,086	2,703	2.3	-9306	-18730	9424	8.90	-8352	-19751	11399	(10.50)
Lee	County	8,653	8,029	624	7.2	9,967	9,550	417	4.2	10,413	10,195	218	2.1	-1314	-1521	207	3.00	-1760	-2166	406	(5.10)
Llano	County	7,593	6,881	712	9.4	8,721	8,285	436	5.0	8,501	8,245	256	3.0	-1128	-1404	276	4.40	-908	-1364	456	(6.40)
Williamson	County	286,258	252,451	33,807	11.8	313,796	301,244	12,552	4.0	311,346	303,834	7,512	2.4	-27538	-48793	21255	7.80	-25088	-51383	26295	(9.40)
Cedar Park	City	39,104	34,500	4,604	11.8	42,843	41,175	1,668	3.9	42,555	41,531	1,024	2.4	-3739	-6675	2936	7.90	-3451	-7031	3580	(9.40)
Georgetown	City	28,860	25,317	3,543	12.3	31,760	30,210	1,550	4.9	31,401	30,470	931	3.0	-2900	-4893	1993	7.40	-2541	-5153	2612	(9.30)
Hutto	City	13,744	12,010	1,734	12.6	14,897	14,331	566	3.8	14,817	14,454	363	2.4	-1153	-2321	1168	8.80	-1073	-2444	1371	(10.20)
Kyle	City	23,615	20,476	3,139	13.3	25,420	24,457	963	3.8	25,261	24,674	587	2.3	-1805	-3981	2176	9.50	-1646	-4198	2552	(11.00)
Leander	City	27,494	24,228	3,266	11.9	30,124	28,912	1,212	4.0	29,859	29,161	698	2.3	-2630	-4684	2054	7.90	-2365	-4933	2568	(9.60)
Round Rock	City	64,968	58,021	6,947	10.7	71,874	69,238	2,636	3.7	71,385	69,833	1,552	2.2	-6906	-11217	4311	7.00	-6417	-11812	5395	(8.50)
San Marcos	City	32,168	26,966	5,202	16.2	33,615	32,209	1,406	4.2	33,335	32,495	840	2.5	-1447	-5243	3796	12.00	-1167	-5529	4362	(13.70)